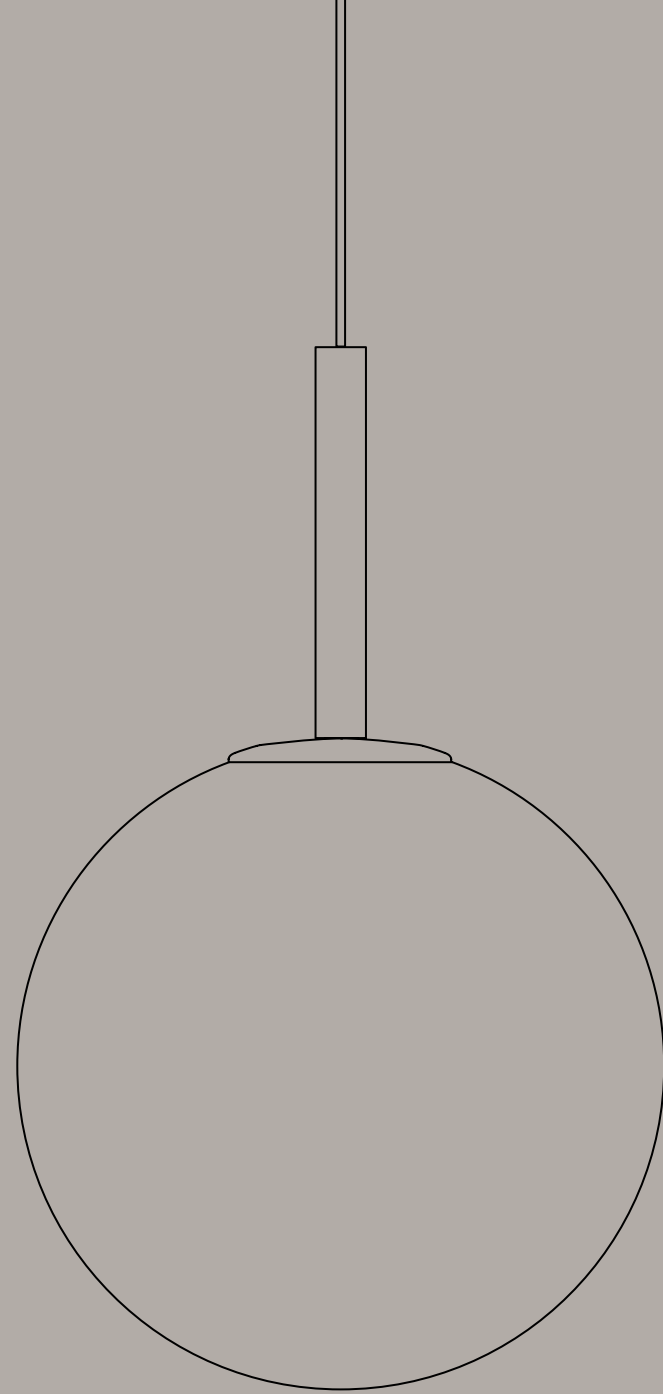




MENU



TR Collection
by Tim Rundle



Meet the TR Collection



We live increasingly nomadic lives, moving homes and workplaces with a new level of untethered ease. So why don't the objects we surround ourselves with do the same? The TR Bulb design stemmed from this very question. Bridging technical sophistication and modern aesthetics, designer Tim Rundle stepped away from the lighting playbook to reimagine the potential of the LED light bulb. With simplicity as his guide, he combined form and function in a single, multi-functional object.

Pure in their geometry, the fittings are crafted from thin black steel tubes and grey marble discs, instantly transforming TR Bulbs into wall and ceiling lights, table lamps, or linear chandeliers.



About Tim Rundle Studio

“A GREAT PRODUCT SHOULD LOOK AS GOOD AND WORK AS WELL IN THE REAL WORLD AS IT DOES IN A PHOTO SHOOT. IT SHOULD POSITIVELY BUT QUIETLY ADD TO THE ATMOSPHERE OF A REAL SPACE WITHOUT SHOUTING FOR ATTENTION.”

New Zealand-born designer Tim Rundle has a preoccupation with simplicity, improvement and the pragmatic application of creativity. Combined with a rigorous and knowledgeable approach to the technical aspects of materials and manufacturing, the result is useful, engaging and relevant design. His eponymous London-based industrial design practice, founded in 2015, focuses on products that exist within an architectural context.

About MENU

AT MENU, WE BELIEVE IN CONNECTED SPACES: SPACES THAT UNITE OUR WORLD THROUGH DESIGN AND MAKE OUR TRANSITIONS FROM ONE PLACE TO ANOTHER SEAMLESS, INTERESTING AND ENJOYABLE.

In our rapidly changing landscape, the distinctions between home and work have become blurred.

The concept of *Connected Spaces* reflects this exciting shift, highlighting the opportunity to create human-centric, multi-functional environments that serve our needs: workplaces that make us feel at home; homes with all the comfort and refinement of boutique hotels; cafés, shops, restaurants and hotels that feel curated to our desires and aspirations.

Connected Spaces is a testimony to the future of design. Since 1978, we have harnessed the skills of top designers and

craftspeople around the world to create furniture, lighting and accessories that are clean, clever and natural, infusing a sense of calm through high-quality materials in minimalist silhouettes.

By connecting the dots between home, work and hospitality, we can redefine how we use space and, ultimately, how we connect to one another. Designing ideal spaces is a journey. There is no roadmap.

Today, MENU's designs can be found across the globe. To make sure our product portfolio continues to anticipate people's needs and offer a breadth of ideas and solutions, we partner with contemporary talents both in our native Scandinavia and around the world.

At the same time, our collection is also growing to include more legacy designers whose work has stood the test of time and serves as a reminder what it means to be a modern classic.

Harbour Swivel Side Chair, W/Casters, Colline 568,
by Norm Architects
Snaregade Dining Table, Rectangular, Black/Charcoal
Linoleum, by Norm Architects

Stackable Glass, by Norm Architects
TR Bulb Suspension Frame, Brushed Brass /Matte Opal,
by Tim Rundle
Bottle Carafe, 1 L, Clear Glass/Brass, by Norm Architects





TR Bulb Table/Wall Lamp, Brushed Brass/ Matte Opal, D1W, by Tim Rundle
Plinth Low, Calacatta Viola Marble, by Norm Architects

MENU at The Audo



MENU's new showroom is located at The Audo, a unique concept that masterfully unites co-working and event facilities, a café, restaurant and retail area, as well as an exclusive residence in a single, community-building universe

The Audo features an inspiring mix of original features and thoughtful new accompaniments from an eclectic mix of premium brands—not least MENU's comprehensive range of furniture, lighting and accessories, which are put to their truest test, together with a curated selection of products from global brands. Abbreviated from the Latin *Ab Uno Disce Omnes*, meaning: From one, learn all, The Audo reflects MENU's founding philosophy of collaborative spirit.

Redefining how we use design, space and, ultimately, how we connect to one another, the creative destination is a hub for powerful ideas, beautiful design and inspiration.

Tearoom Lounge Chair, Dedar,
Alexander 137 Dorure, by Nick Ross
Plinth Cubic, Black Marquina Marble, by Norm Architects
Échasse Vase Medium, Smoke/Brushed Brass,
by Theresa Rand
Tearoom Lounge Chair, Dedar Schwarzwald, by Nick Ross
Circular Lamp, Black, by Studio WM
Harbour Column Dining Table, Ø80, Estremoz Marble,
by Norm Architects

TR Bulb

The power of the resulting TR Bulb lies in its flexibility: it looks stylish in any setting and formation. It is both easy to move around and easy to install. To become an elegant globe light, the TR Bulb requires nothing more than an E27 or E26 lamp.

The TR Bulb is dimmable and available individually or with MENU's specially designed range of accessory fittings. Pure in their geometry, the fittings are crafted from thin black steel tubes and grey marble discs, instantly transforming TR Bulbs into wall and ceiling lights, table lamps, or linear chandeliers.

Providing a clever solution to modern needs, the TR Bulb is inspired by our nomadic lifestyles: the opal glass LED bulb is fully portable, designed to be taken from space to space, and installed by simply screwing it into a pendant socket.



Shiny Opal



Matte Opal

TR BULB

Category: Bulb

Socket: (CE) E27, 7,2 Watt;

(US) E26, 6 Watt

Ø: 20 cm / 7,9"

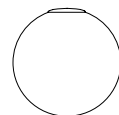
TR BULB, DIM-TO-WARM (DtW)

Category: Bulb

Socket: (CE) E27, 6 Watt;

(US) E26, 6 Watt

Ø: 20 cm / 7,9"



20 cm / 7,9"



TR Bulb fits all E27 sockets

TR Bulb, Table/ Wall Lamp

Created with multifunction in mind, the collections table/wall iteration is set on a circular base fitted with a textile cord that holds a dimmer switch, enabling you to adjust the light source to suit your needs. Equally at home on a table or a wall, the timeless elegant design attaches to a wall with concealed screws that underpin the minimalist expression.

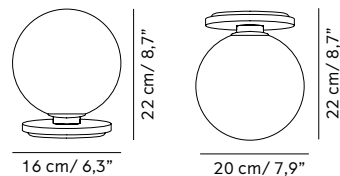


TR BULB, TABLE/WALL LAMP, BRUSHED BRASS, GREY MARBLE/BLACK POWDER COATED STEEL

Category: Lamp

Available with TR Bulb Standard or TR Bulb D1W.

H: 22 cm/ 8,7", Ø: 16 cm/ 6,3", Ø:20 cm/ 7,9"



TR Bulb, Ceiling/ Wall Lamp

Versioned as a ceiling/wall light, this TR Bulb accessory attaches seamlessly to a wall or ceiling to provide ambient illumination where needed.

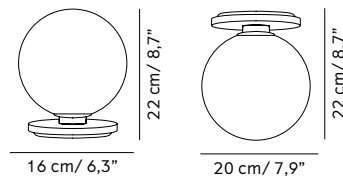


TR BULB, CEILING/WALL LAMP, BRUSHED BRASS, GREY MARBLE/BLACK POWDER COATED STEEL

Category: Lamp

Available with TR Bulb Standard or TR Bulb D1W.

H: 22 cm/ 8,7", Ø: 16 cm/ 6,3", Ø:20 cm/ 7,9"



TR Bulb, Table Lamp

The table lamp features a black powder-coated steel or brushed brass stem that holds the TR Bulb as a glowing orb. Elegant and timeless in its expression, the minimalist design is created to seamlessly blend into any space – as ambient illumination in a corner or a room or to light up a working area. The lamp comes complete with a dimmer switch on the cord, allowing you to create the perfect illumination.

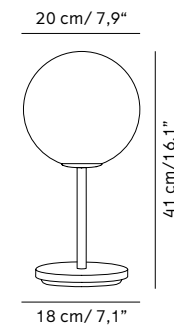


TR BULB, TABLE LAMP, BRUSHED BRASS, GREY MARBLE/BLACK POWDER COATED STEEL

Category: Table Lamp

Available with TR Bulb Standard or TR Bulb D1W.

H: 41 cm/16,1", Ø: 18 cm/ 7,1"
Ø:20 cm/ 7,9"



TR Bulb , Pendant

Cast in black powder-coated steel or brushed brass, the simple yet sophisticated pendant fitting for the TR Bulb is an elegant and timeless addition to any space. Fitted with a textile cord adjustable to the desired height, the pendant can be suspended alone or in clusters when additional light is required.

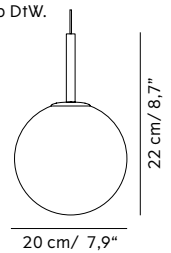


TR BULB, PENDANT, BRUSHED BRASS, GREY MARBLE/BLACK POWDER COATED STEEL

Category: Pendant

Available with TR Bulb Standard or TR Bulb D1W.

H: 22 cm/ 8,7", Ø: 20 cm/ 7,9"




TR Bulb, Suspension Frame

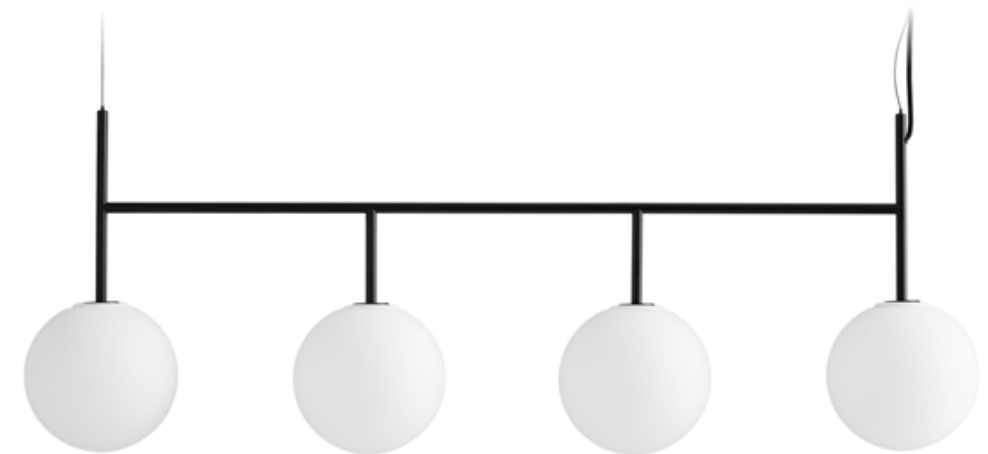
The sleek, graphic lines of the horizontal ceiling suspension frame fitting for the TR Bulb perfectly offset the collection's opal bulb. The design holds four bulbs and is easily suspended from a ceiling to illuminate the desired space; above a kitchen counter top or desk or in a dark hallway where space is at a premium.



TR Bulb Suspension, Brushed Brass/
Matte Opal, DiW, by Tim Rundle



Brushed Brass

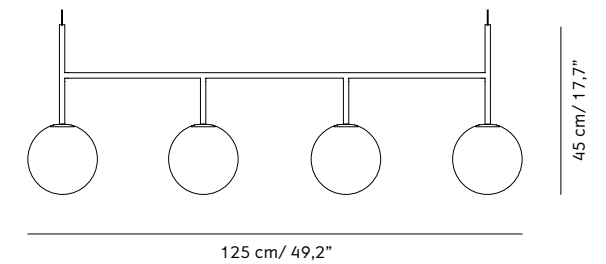


Black

TR BULB, SUSPENSION FRAME, BRUSHED BRASS, BLACK

Category: Lamp

Available with TR Bulb Standard or TR Bulb DiW.
H 45 cm / 17,7", W:20 cm / 7,9", L: 125 cm / 49,2"





TR Bulb Table/Wall Lamp, Shiny Opal/Grey Marble,
by Tim Rundle Studio
Plinth Cubic, Grey Kendzo Marble, by Norm Architects



TR Bulb Suspension Frame, Black/Matte Opal,
by Tim Rundle Afteroom Counter Stool,
Black/Shade, Sand 20298, by Afteroom Studio
JWDA Concrete Lamp, by Jonas Wagell
Stackable Glasses, by Norm Architects
Kettle Teapot, by Norm Architects
Bottle Carafe, 0,5 L, Smoke Glass/Brass,
by Norm Architects



DESIGN FEATURES

The portable TR Bulb moves seamlessly from space to, installed by simply screwing it into any pendant socket or the Collections corresponding accessory fittings.

The TR Collection provides ambient, accent and task lighting.

Versatile fixtures in a range of materials profile pendant and ceiling lights to table and wall lamps.

A dim to warm feature creates ambient light in an instant.

The elegant opal glass bulb brings beauty to any space.

Long-lasting LED technology stands alongside an aluminium core that draws heat away from the light source, allowing the bulb to run at its optimum temperature.

TR Bulb Table/Wall Lamp, Brushed Brass/ Shiny Opal, D1W, by Tim Rundle Studio

TR Bulb Pendant, Brushed Brass/ Shiny Opal, D1W, by Tim Rundle Studio

TR Bulb Table Lamp, Brushed Brass/ Shiny Opal, D1W, by Tim Rundle Studio



TR Bulb Pendant, Shiny Opal, by Tim Rundle
Bottle Carafe, Smoke Glass/Brass, by Norm Architects
Snaregade Dining Table, Ø 138, Light Grey/Mushroom,
by Norm Architects

New Norm Cutlery, by Norm Architects
New Norm Dinnerware, Dark Glazed, by Norm Architects
Stackable Glasses, by Norm Architects

