

# SOFT EDGE NEWS 2020

DESIGN BY ISKOS-BERLIN

HAY

## SOFT EDGE COLLECTION

Iskos-Berlin's Soft Edge series was originally created by exploring innovative developments in moulded plywood techniques. The Copenhagen-based design duo collaborated with HAY to push the boundaries of industrial moulding, combining strong curves with extreme lightness to create a minimalistic design with dynamic comfort. All the edges of the ultra-thin, soft-formed seats are bent away from the body, designed to optimise human-centric comfort for constant shifting and movement. The series comprises chairs, lounge chairs, and stools and bar stools, offering frames in wood or steel, while the seat is made in 2D plywood or plastic (PP) – both materials available in a variety of finishes and colours with selected upholstery options. The strength, flexibility and comfort of the series make it well suited to a wide range of public and private environments – from corporate spaces and cafés to home environments.



## ISKOS-BERLIN

Iskos-Berlin is the design partnership of Aleksej Iskos and Boris Berlin, which was founded in 2010 and is based in Copenhagen.

Together, the founding partners work across the fields of industrial, furniture, and graphic design. The pair previously worked together at Komplot Design: Berlin was a founding member in 1987, with Iskos joining the practice in 1999. Berlin (b. 1958) is from St. Petersburg, Russia, and is a graduate of the city's Institute of Applied Arts, while Iskos (b. 1965) is from Kharkov, Ukraine, and has studied architecture, engineering, and industrial design in both Ukraine and Denmark. Their approach is to "see design as an art of storytelling" and they pay particular attention to the materiality of objects, often letting this define the language of their designs. Their exploratory nature often results in products that utilise new technologies and materials. For HAY, Iskos- Berlin have created the Soft Edge series of chairs and stools.

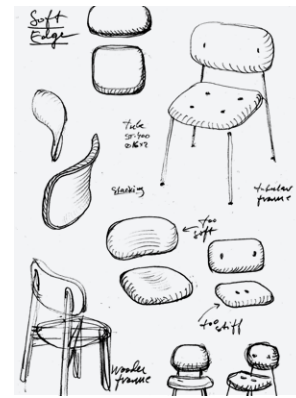




## SUSTAINABLE HIGHLIGHTS

The Soft Edge products that are built from moulded plywood, all have edges of the seat and back that are softly bent, making it possible to achieve strong and stable items of just 6 mm of material - instead of what is normally 10 mm - drastically reducing consumption and waste.

The rational, optimized construction of Soft Edge's tubular frame and solid wood frame versions in combination with the reduced quantity of veneer required to make any Soft Edge product result in an environmentally friendly product.





## SOFT EDGE BAR STOOL

The Soft Edge Bar Stool offers an ergonomic seating solution for extended periods of time due to its increased level of back support. This makes it well suited for many environments, from a restaurant or cafe to a kitchen island or elevated office desk.

## SOFT EDGE LOUNGE

Soft Edge Lounge features the same distinctive seat contours as the rest of the family, but with a lower, wider design that is more conducive for relaxing or sitting for longer periods of time. Its steel base reinforces its light, uncluttered aesthetics, while its strength, stability, and comfort ensure years of everyday use in a wide range of public and private environments – from cafés, offices, and waiting areas to a home environment.



## SOFT EDGE SLED

Soft Edge Sled offers uncluttered aesthetics, stability, and functionality. Its strength, stackability, and ability to link multiple chairs together make it ideal for using in private, public, and contract environments.



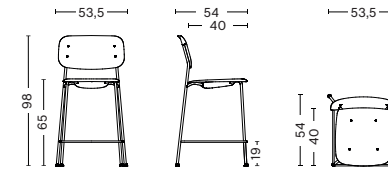


SOFT EDGE  
BAR STOOL



- SOFT EDGE 10 BAR STOOL -

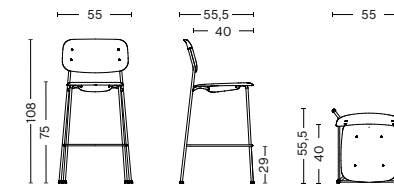
**DIMENSIONS**



SOFT EDGE 10 BAR STOOL LOW

W53,5 x D54 x H98 cm

Seat height 65 cm, Seat depth 40 cm, Footrest height 19 cm



SOFT EDGE 10 BAR STOOL HIGH

W55 x D55,5 x H108 cm

Seat height 75 cm, Seat depth 40 cm, Footrest height 29 cm

**MATERIALS**

SEAT & BACK / Moulded plywood seat and back with inner veneer in beech, top and bottom veneer in oak

BASE / Ø16 mm steel tube

With standard gliders / felt gliders optional

OPTION / Seat upholstery

STACKABLE / 10 pcs. on floor

STACKABLE W. UPHOLSTERY / 6 pcs. on floor

TEST / EN 16139 L2 & Bifma X5.1

**TEXTILES & PRICES**

Please see updated furniture price list

**COLOURS & COMBINATIONS**

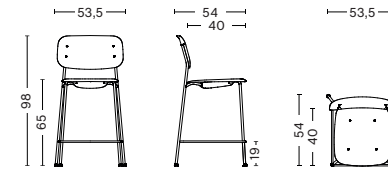
Please see on the following pages





- SOFT EDGE P10 BAR STOOL -

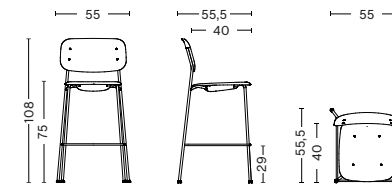
**DIMENSIONS**



SOFT EDGE P10 BAR STOOL LOW

W53,5 x D54 x H98 cm

Seat height 65 cm, Seat depth 40 cm, Footrest height 19 cm



SOFT EDGE P10 BAR STOOL HIGH

W55 x D55,5 x H108 cm

Seat height 75 cm, Seat depth 40 cm, Footrest height 29 cm

**MATERIALS**

SEAT & BACK / Injection moulded solid coloured polypropylene

Thickness 6 mm. Matt slightly textured surface

BASE / Ø16 mm steel tube

With standard gliders / felt gliders optional

OPTION / With seat upholstery

TEST / EN 16139 L2 & Bifma X5.1

**TEXTILES & PRICES**

Please see updated furniture price list

**COLOURS & COMBINATIONS**

Please see on the following pages

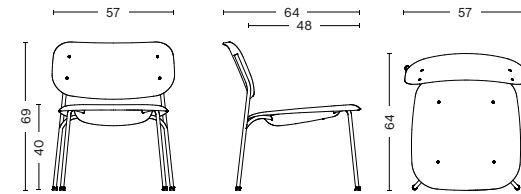


**SOFT EDGE  
LOUNGE**



- SOFT EDGE 10 LOUNGE -

**DIMENSIONS**



W57 x D64 x H69 cm  
Seat height 40 cm, Seat depth 48 cm

**MATERIALS**

SEAT & BACK / Moulded plywood seat and back with inner veneer in beech, top and bottom veneer in oak

BASE / Ø16 mm steel tube

With standard gliders / felt gliders optional

OPTION / Seat upholstery

STACKABLE / 10 pcs. on floor

STACKABLE W. UPHOLSTERY / 6 pcs. on floor

TEST / EN 16139 L2 & Bifma X5.4

**TEXTILES & PRICES**

Please see updated furniture price list

**COLOURS & COMBINATIONS**

Please see on the following pages

**BASE COLOURS & FINISHES**



BLACK  
POWDER COATED  
STEEL



FALL RED  
POWDER COATED  
STEEL



SOFT GREY  
POWDER COATED  
STEEL



CHROMED  
STEEL

**SEAT & BACK  
COLOURS & FINISHES**



BLACK  
STAINED OAK



DUSTY GREEN  
STAINED OAK



FALL RED  
STAINED OAK



HUNTER  
STAINED OAK



SOFT BLACK  
STAINED OAK



SOFT GREY  
STAINED OAK



SMOKED  
LACQUERED OAK



MATT  
LACQUERED OAK



CLEAR  
LACQUERED OAK

**COMBINATIONS**

SEAT & BACK	BASE			
	CHROMED	BLACK	FALL RED	SOFT GREY
BLACK	•	•		
CLEAR	•	•	•	•
DUSTY GREEN	•	•		
FALL RED	•	•	•	
HUNTER	•	•		
MATT	•	•	•	•
SMOKED	•	•		
SOFT BLACK	•	•		
SOFT GREY	•	•		•

**BASE COLOURS & FINISHES**



**SEAT & BACK COLOURS & FINISHES**



**COMBINATIONS**

SEAT & BACK \ BASE	BASE				
	CHROMED	BLACK	FALL RED	SOFT GREY	WHITE
BLACK	•	•			
DUSTY GREEN	•	•			
FALL RED	•	•	•		
HUNTER	•	•			
SOFT GREY	•	•		•	
WHITE	•				•

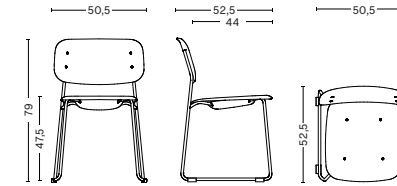


SOFT EDGE  
SLED



- SOFT EDGE 10 SLED -

#### DIMENSIONS



W50,5 x D52,5 x H79 cm  
Seat height 47,5 cm, Seat depth 44 cm

#### MATERIALS

SEAT and BACK / Moulded plywood seat and back with inner veneer in beech, top and bottom veneer in oak.

BASE / Ø16 mm steel tube.

With standard gliders / optional felt gliders

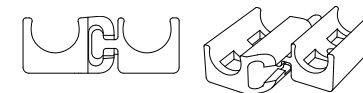
OPTION / Seat upholstery

TEST / EN 16139 L2 & ANSI BIFMA X5.4-2012

CERTIFICATE / FSC™

#### OPTIONS

Soft Edge Sled is available with linking gliders.



#### TEXTILES & PRICES

Please see updated furniture price list

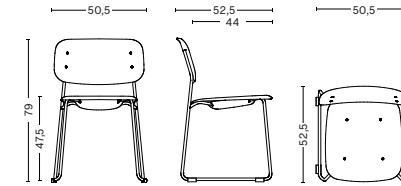
#### COLOURS & COMBINATIONS

Please see on the following pages



- SOFT EDGE P10 SLED -

#### DIMENSIONS



W50,5 x D52,5 x H79 cm

Seat height 47,5 cm, Seat depth 44 cm

#### MATERIALS

SEAT and BACK / Injection moulded solid coloured polypropylene.  
Thickness 6 mm. Matt slightly textured surface.

BASE / Ø16 mm steel tube.

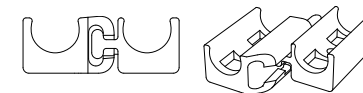
With standard gliders / optional felt gliders

OPTION / Seat upholstery

TEST / EN 16139 L2 & ANSI BIFMA X5.4-2012

#### OPTIONS

Soft Edge Sled is available with linking gliders.



#### TEXTILES & PRICES

Please see updated furniture price list

#### COLOURS & COMBINATIONS

Please see on the following pages



**BASE COLOURS & FINISHES**



BLACK  
POWDER COATED  
STEEL



FALL RED  
POWDER COATED  
STEEL



SOFT GREY  
POWDER COATED  
STEEL



CHROMED  
STEEL

**SEAT & BACK  
COLOURS & FINISHES**



BLACK  
WATER-BASED  
LACQUERED OAK



WATER-BASED  
LACQUERED OAK



DUSTY GREEN  
WATER-BASED  
LACQUERED OAK



FALL RED  
WATER-BASED  
LACQUERED OAK



HUNTER  
WATER-BASED  
LACQUERED OAK



SMOKED  
WATER-BASED  
LACQUERED OAK



SOFT BLACK  
WATER-BASED  
LACQUERED OAK



SOFT GREY  
WATER-BASED  
LACQUERED OAK

**COMBINATIONS**

SEAT & BACK	BASE			
	CHROMED	BLACK	FALL RED	SOFT GREY
BLACK	•	•		
WATER-BASED	•	•	•	•
DUSTY GREEN	•	•		
FALL RED	•	•	•	
HUNTER	•	•		
SMOKED	•	•		
SOFT BLACK	•	•		
SOFT GREY	•	•		•

**BASE COLOURS & FINISHES**



**SEAT & BACK COLOURS & FINISHES**



**COMBINATIONS**

SEAT & BACK \ BASE	CHROMED	BLACK	FALL RED	SOFT GREY	WHITE
BLACK	•	•			
DUSTY GREEN	•	•			
FALL RED	•	•	•		
HUNTER	•	•			
SOFT GREY	•	•		•	
WHITE	•				•

- SOFT EDGE -

Please use below link to download packshots, lifestyle photos and other sales material of Soft Edge News

## Image Bank

Please use below link for order placement and further information

[HAYb2b.com](https://www.hay.com)

**HAY**

hay.com

