

# CONNECT SOFT MODULAR SOFA



**ANDERSSEN & VOLL ON THE DESIGN** “The Connect Soft Modular Sofa is a seating system, rooted in the idea of uncovering the perfect proportional connections between the different components within a sofa. Designed with a deep, low seat, loose upholstery and an inherently soft filling, the Connect Soft Modular Sofa is at once elegant and contemporary—a sentiment that is echoed through its small feet underneath for a hovering expression while its box stitching infuse it with a modern touch. The design adds a geometric and elegant perspective to the archetypal modular sofa, paired with an ultra-soft comfort for hours of lounging.”



Re-Wool  
128

Clay 12

## DESIGNED BY / YEAR OF DESIGN

Anderssen & Voll / 2021

## ABOUT THE DESIGNER

Anderssen & Voll are two thirds of the former Norway Says and among the most prominent and succesful Norwegian designers. They have formerly been named both Norwegian and Scandinavian designers of the year in Norway and have received International awards and recognition for their work with furniture, lighting and home accessories.

## CATEGORY

Modular sofa

## ENVIRONMENT

Indoor

## COUNTRY OF PRODUCTION

Lithuania

## PREASSEMBLED

Yes

## DESCRIPTION

The Connect Soft Modular Sofa brings together elegant and geometric proportions with a deeply inviting comfort. With its minutely-shaped forms, characterful corners and inherently soft seat, the Connect Soft Modular Sofa acts as the heart of any space while its modularity allows for its user to tailor the design to their exact taste and space.

## MATERIAL

Seat and back frame made in FSC™ (FSC-CO28824) certified wood. Back frame is covered with cold-foam filling and cotton wadding. Seat is made with Zig-zag springs, felt, cold-foam and cotton wadding. Each module is upholstered in high quality textiles and equipped with connecting metal bracket for easy assembly of configurations.

## CLEANING AND CARE

Remove non-greasy stains by carefully dabbing with a lint-free cloth or sponge wrung out in clean warm water. If necessary, clean by dabbing with soapy water. Finally, dab the surface with clean water. See kvadrat.dk or nevotes.com for further cleaning and maintenance instructions for your chosen textile.

## MADE-TO-ORDER

All Connect Soft modules can be upholstered in all colors from Kvadrat's Balder, Re-Wool, Fiord, Remix, Rime, Steelcut, Steelcut Trio 2, Canvas, Clara, Hallingdal, Divina, Divina MD, Divina Melange textile series & selected colors from Clay (1, 3, 6, 7, 9, 10, 12, 13, 14, 15 & 17), in Ocean (3, 21, 32, 50, 52, 80 & 601) from Rohleder and in selected colors from Rossini della Quercia's Vancouver textile series.

## TEXTILE USE FOR CUSTOMIZED UPHOLSTERY

A + B: 4,1 m / 4.5 yds  
C + D: 3,6 m / 4.0 yds  
E: 3,2 m / 3.6 yds  
F: 4,2 m / 4.6 yds  
G + H: 5,0 m / 5.5 yds  
I: 3,3 m / 3.7 yds  
Cushion: 0,9 m / 1.1 yds



**MUUTO**



# CONNECT SOFT MODULAR SOFA

## TESTS & CERTIFICATIONS

EN 1022:2005 - Domestic furniture - Seating - Determination of stability.

EN 16139:2013 - L2: Extreme use Furniture - Strength, durability and safety - Requirements for non-domestic seating.

ANSI/BIFMA X5.4-2020. American National Standard For Office Furnishings - Lounge and Public Seating.

Made using FSC™ (FSC-CO28824) certified wood.



**MUUTO**

# COMBINE YOUR SOFA FROM 9 DIFFERENT MODULES

## OVERVIEW

### END MODULES



W 104,5 cm / 41.14"  
SW 75,5 cm / 29.72"



W 104,5 cm / 41.14"  
SW 75,5 cm / 29.72"



W 104,5 cm / 41.14"



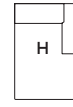
W 104,5 cm / 41.14"

D 99 cm / 38.98"  
SD 66 cm / 25.98"  
SH 40 cm / 15.75"

### END & LOUNGE MODULES



W 104,5 cm / 41.14"  
SW 75,5 cm / 29.72"



W 104,5 cm / 41.14"  
SW 75,5 cm / 29.72"

D 154,5 cm / 60.83"  
SD 125 cm / 49.21"  
SH 40 cm / 15.75"

### CENTER & CORNER MODULES



W 83 cm / 32.68"



W 99 cm / 38.98"  
SW 66 cm / 25.98"

D 99 cm / 38.98"  
SD 66 cm / 25.98"  
SH 40 cm / 15.75"



W 99 cm / 38.98"

### FREESTANDING MODULES

D 99 cm / 38.98"  
SD 66 cm / 25.98"  
SH 40 cm / 15.75"

### CUSHION



W 62 cm / 24.41"



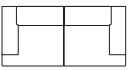
D 7 cm / 2.76"

## INSPIRATION

Choose from 9 predesigned configurations or create your own Connect Soft Modular Sofa on [planner.muuto.com](http://planner.muuto.com)

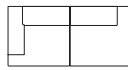
### 2-Seater Configuration 1

W 207 cm / 81.5"



### 2-Seater Configuration 2


W 207 cm / 81.5"



D 99 cm / 38.98"  
SD 66 cm / 25.98"  
SH 40 cm / 15.75"

### 2-Seater Configuration 3

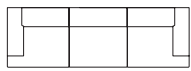
W 207 cm / 81.5"



D 154,5 cm / 60.83"  
SD 125 cm / 49.21"  
SH 40 cm / 15.75"

### 3-Seater Configuration 1

W 288 cm / 113.39"



D 99 cm / 38.98"  
SD 66 cm / 25.98"  
SH 40 cm / 15.75"


### 3-Seater Configuration 2

W 288 cm / 113.39"



### 3-Seater Configuration 3

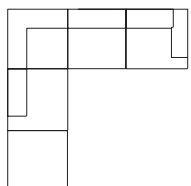
W 288 cm / 113.39"



D 154,5 cm / 60.83"  
SD 125 cm / 49.21"  
SH 40 cm / 15.75"

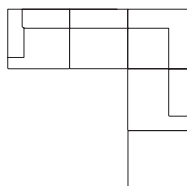
### Corner Configuration 1

W 283,5 cm / 111.61"



### Corner Configuration 2

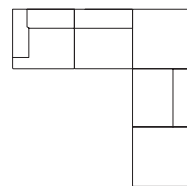
W 283,5 cm / 111.61"



D 300,5 cm / 118.31"  
SD 66 cm / 25.98"  
SH 40 cm / 15.75"

### Corner Configuration 3

W 283,5 cm / 111.61"



D 279 cm / 109.84"  
SD 66 cm / 25.98"  
SH 40 cm / 15.75"