

WOUD



LIGHTING

PUMP TABLE LAMP
DESIGNED BY **KUTARQ STUDIO**



INSPIRED BY HOT AIR BALLOONS AND THE IDEA OF A LUMINAIRE LIFTING OFF THE GROUND. FLOATING IN THE AIR. THE LIGHT TUBULAR STEEL STRUCTURE SYMBOLISES THE PROPELLANT OF A ROCKET, ACCENTUATING THE EFFECT OF LEVITATION OF THE SHADE.

ANNULAR PENDANT
DESIGNED BY **MSDS STUDIO**



THE ANNULAR PENDANT PAIRS TWO PRIMARY FORMS. A CONICAL SHADE IS PAIRED WITH A PERFECT RING OF LIGHT AT THE PERIMETER. THE CONE IS EVOCATIVE OF A CLASSIC PENDANT FORM WHILE THE RING SHAPED LIGHT SOURCE IS BOLDLY GRAPHIC AND RESOLUTELY CONTEMPORARY. ANNULAR COMBINES THE TWO PRIMARY FORMS AND RETHINKS THE LIGHT IN A NEW INTERPRETATION OF THE CLASSIC CONE PENDANT.



garden **Just Married** More of the Best
New Wedding in Style



KUPPI WALL LIGHT
DESIGNED BY MIKA TOLVANEN

KUPPI MEANS 'CUP' IN FINNISH,
WHICH IS REFLECTED IN THE DESIGN
OF THE TWO, DIFFERENT SIZED CUPS.
THE CONSTRUCTION ALLOWS FOR
EASY MOVEMENT AND ADJUSTMENT
OF THE LIGHT, WHICH MAKES KUPPI
IDEAL AS A BEDSIDE LAMP OR IN THE
READING CORNER.



DOT PENDANTS
DESIGNED BY **RIKKE FROST**



INSPIRED BY PERFORATED METAL AND THE PATTERNS THE LIGHT CREATES WHEN SHINING THROUGH THE SMALL HOLES. THE SMOOTH OPAL GLASS AND ROUNDED SHAPES MAKE DOT A SIMPLE AND SIGNIFICANT PENDANT WHETHER ON ITS OWN OR COMBINED IN DIFFERENT SIZES.



TANGENT TABLE LAMP
DESIGNED BY **FREDERIK KURZWEG**



A CLEAN GRAPHICAL DESIGN WHERE TWO STEEL TUBES MEET AT THEIR TANGENTIAL POINT OF CONTACT. ON TOP OF THE INNER METAL TUBE IS A SHADE MADE OF OPAL GLASS THAT COVERS THE BULB CREATING A SOFT LIGHT WHEN TURNED ON AND A VISUAL EFFECT OF ONE CYLINDRICAL TUBE WHEN TURNED OFF.





STONE PENDANTS
DESIGNED BY **PHILIP BRO**



INSPIRED BY THE SOFTNESS OF BEACH STONES.
THESE CHARACTERISTIC SHAPES ARE MADE IN THE LIFE
OF BEING IN WATER, SAND AND WIND. STACKING TWO
ROUND STONES ON TOP OF EACH OTHER IS ONE OF THE
OLDEST HUMAN EXPRESSIONS AND A SIMPLE MARK IN
THE LANDSCAPE.

GAP PENDANTS
DESIGNED BY **STUDIO NUR**



COMBINES A COARSE OUTER SHADE WITH A FEMININE TOUCH ON THE INSIDE. THE SLEEK GAP ALLOWS LIGHT TO ESCAPE AND CREATE A GRAPHICAL REFLECTION WITH A GOLDEN GLOW.



STUDY TABLE LAMP
DESIGNED BY **MSDS STUDIO**



A CHARMING LIGHT WITH A SHELL MADE OF A SINGLE CAST METAL PAR. EVOCATIVE OF ICONIC TASK LIGHTING AND RESOLUTELY DOMESTIC.





MERCURY WALL LIGHT
DESIGNED BY **JEANETTE HOLDGAARD**



WITH THE DIMMED LED LIGHT ON, MERCURY GLOWS AS A BEAUTIFUL HALO ON THE WALL. THE TUBULAR SECTION HIDES THE CORD AND CREATES A GRAPHIC EXPRESSION MAKING IT A WORK OF ART WHETHER TURNED ON OR OFF.



GAP PENDANT

DESIGNED BY **STUDIO NUR**

MATERIAL POWDER COATED METAL

INSIDE BRASS COLOUR PAINT

DIMENSIONS H 200 x Ø 140 MM (SHORT)
Ø 300 x Ø 100 MM (TALL)

CORD FABRIC COVERED 300 MM

SOCKET E27, MAX 25W/250 LM

CANOPY POWDER COATED METAL

CERTIFICATES CE, CB

COMPLIES WITH IP20

ENERGY LABEL A**

BULB NOT INCLUDED


ITEM NO / COLOUR

133001 BLACK, SHORT

133002 BLACK, TALL

133003 WHITE, SHORT

133004 WHITE, TALL



GAP ROUND PENDANT

DESIGNED BY **STUDIO NUR**

MATERIAL POWDER COATED METAL

INSIDE BRASS COLOUR PAINT

DIMENSIONS H 140 x Ø 150 MM

CORD FABRIC COVERED 300 MM

SOCKET E27, MAX 25W/250 LM

CANOPY POWDER COATED METAL
BLACK/WHITE

CERTIFICATES CE, CB

COMPLIES WITH IP20


ENERGY LABEL A++

BULB NOT INCLUDED

ITEM NO / COLOUR

133005 BLACK, SHORT

133006 BLACK, TALL



DOT PENDANT

DESIGNED BY RIKKE FROST

MATERIALS PERFORATED METAL, OPAL GLASS

DIMENSIONS H 130 / 166 / 210 x Ø 140 MM

CORD FABRIC COVERED 300 MM

SOCKET E14, MAX 25W/250 LM

CANOPY METAL (Ø 13 x H 5 MM)

BLACK/WHITE

CERTIFICATES CE, CB

COMPLIES WITH IP20

ENERGY LABEL A**

BULB NOT INCLUDED

ITEM NO / COLOUR

133010	BLACK, SMALL
133011	BLACK, MEDIUM
133012	BLACK, LARGE
133013	WHITE, SMALL
133014	WHITE, MEDIUM
133015	WHITE, LARGE



STONE PENDANT

DESIGNED BY PHILIP BRO

MATERIAL PAINTED METAL

DIMENSIONS H 360 x Ø 358 MM (LARGE)

H 160 x Ø 159 MM (SMALL)

CORD FABRIC COVERED 300 MM

SOCKET E27 (LARGE) / E14 (SMALL), MAX 25W/250 LM

CANOPY PAINTED METAL, BLACK/WHITE/GREY

CERTIFICATES CE, CB

COMPLIES WITH IP20

ENERGY LABEL A**

BULB NOT INCLUDED

ITEM NO / COLOUR

133010 GREY, LARGE

133011 BLACK, LARGE

133012 WHITE, SMALL

133013 GREY, SMALL

133014 BLACK, SMALL



ANNULAR PENDANT

DESIGNED BY **MSDS STUDIO**

MATERIAL ALUMINIUM

DIMENSIONS H 238 x Ø 320 MM

CORD FABRIC COVERED 300 MM

LIGHT 12W LED INTEGRAL DRIVER
50.000 HOURS LIFETIME

NOT REPLACEABLE

CANOPY CONE SHAPED, PLASTIC (WHITE)

CERTIFICATES CE

SPECIFICATIONS 2800 KELVIN, 270 LUMEN, 220-240V

ENERGY LABEL A**

DIMMABLE NO

ITEM NO / COLOUR

133030 WHITE

133031 NUDE

133032 MINT

133033 BLACK



ANNULAR LARGE PENDANT

DESIGNED BY **MSDS STUDIO**

MATERIAL ALUMINIUM

DIMENSIONS H 324 x Ø 468 MM

CORD FABRIC COVERED 300 MM

LIGHT 18W LED INTEGRAL DRIVER,
50.000 HOURS LIFETIME
NOT REPLACEABLE

CANOPY CONE SHAPED, PLASTIC (WHITE)

CERTIFICATES CE

SPECIFICATIONS 2800 KELVIN, 500 LUMEN, 220-240V


ENERGY LABEL A**

DIMMABLE NO

ITEM NO / COLOUR

133034 WHITE

133035 BLACK



MERCURY WALL LIGHT

DESIGNED BY JEANETTE HOLDGAARD

MATERIALS POWDER COATED METAL

DIMENSIONS L 1097 x W 1521 x Ø 300 x D 80 MM

CORD FABRIC COVERED 210 MM

PLUG EU PLUG

LIGHT 18W LED DRIVER
30.000 HOURS LIFETIME
NOT REPLACEABLE

DIMMER ON SHADE

KELVIN 3000-3100 KELVIN

LUMEN 120-130 LM/1W

ITEM NO / COLOUR

137005 BLACK

137006 LIGHT GREY



KUPPI WALL LAMP

DESIGNED BY MIKA TOLVANEN

MATERIALS PAINTED METAL, ACRYL

SHADE REMOVABLE MATT ACRYL

DIMENSIONS H 165 x D 220 x Ø 300 MM

CORD FABRIC COVERED 210 MM

PLUG EU

SOCKET E14, MAX 25W

CERTIFICATES CE, CB

SPECIFICATIONS COMPLIES WITH IP20, 220-240V

ENERGY LABEL A**

BULB NOT INCLUDED

ITEM NO / COLOUR

130001 BLACK

130002 WHITE



TANGENT TABLE LAMP

DESIGNED BY **FREDERIK KURZWEG**

MATERIALS METAL, OPAL GLASS

OUTER SHADE POWDER COATED METAL

INNER SHADE OPAL GLASS

CORD FABRIC COVERED WITH EU PLUG

BULB NOT INCLUDED

SPECIFICATION E14, MAX 25W

DIMENSIONS H 340 x Ø 200 MM

ITEM NO / COLOUR

137020 DESERT SAND

137021 COOL GREY

137022 FOREST GREEN



PUMP TABLE LAMP

DESIGNED BY **KUTARQ STUDIO**

MATERIALS METAL, OPAL GLASS

BASE BLACK PAINTED METAL

SHADE OPAL GLASS

CORD FABRIC COVERED WITH EU PLUG

BULB NOT INCLUDED

SPECIFICATION E14, MAX 25W

DIMENSIONS H 220 x Ø 240 MM

H 8.6 x Ø 9.4 "

ITEM NO / COLOUR

137030 BLACK/OPAL GLASS



STUDY TABLE LAMP

DESIGNED BY **MSDS STUDIO**

MATERIAL PAINTED ALUMINIUM

DIMENSIONS L 159 x D 134 x H 227 MM

CORD FABRIC COVERED 210 MM

PLUG EU

SOCKET E27, MAX 8W/450LM

CERTIFICATES CE

SPECIFICATIONS COMPLIES WITH IP20, 220-240V

ENERGY LABEL A**

BULB 0,5W LED INCLUDED

ITEM NO / COLOUR

137011 WHITE

137012 DUSTY PEACH

WOUD

**SØNDERGADE 43, 1.
8700 HORSENS, DENMARK
WWW.WOUD.DK
+45 71 998 998
INFO@WOUD.DK**

**SALES CONTACT
WWW.WOUD.DK/CONTACT**